






		pH 1	pH 2	pH 3	pH 5	pH 6
						
	Spare Sensor Pt. No.	32011001	32011002	32011003	3201115	3201116
	Sensor Bundle Pt. No.	32011005	32011006	32011007	3201117	3201118
<b>Applications</b>	Potable Water	<b>x</b>	✓	<b>x</b>	✓	✓
	Waste Water	<b>x</b>	<b>x</b>	✓	✓	<b>x</b>
	Pool / Spa	✓	<b>x</b>	<b>x</b>	<b>x</b>	<b>x</b>
	Process	<b>x</b>	✓	✓	✓	✓
	Boiler Feedwater	<b>x</b>	<b>x</b>	<b>x</b>	<b>x</b>	✓
<b>Mounting Options</b>	Single Open Flow Cell	✓	✓	✓	✓	✓
	Dual Open Flow Cell	✓	✓	✓	✓	✓
	Triple Open Flow Cell	✓	✓	✓	✓	✓
	Closed Flow Cell	<b>x</b>	✓	✓	✓	✓
	Autoflush (Flow Cell)	<b>x</b>	✓	✓	✓	✓
	Autoclean Immersion (Dip)	<b>x</b>	<b>x</b>	✓	<b>x</b>	<b>x</b>
	Autoclean Insertion (In Pipe)	<b>x</b>	<b>x</b>	✓	<b>x</b>	<b>x</b>
	At Line Tee	<b>x</b>	✓	✓	✓	✓
	Handrail	<b>x</b>	<b>x</b>	✓	✓	✓
	Welding Stub	<b>x</b>	✓	✓	✓	✓
<b>Specifications</b>	Connector	BNC Connector	Built-in cable	Built-in cable	Built-in cable	Built-in cable
	Standard Cable Length	1m	6m	6m	6m	6m
	Submersible*	<b>x</b>	<b>x</b>	✓	✓	✓
	Inbuilt Temperature	<b>x</b>	✓	✓	✓	✓
	Max. Temperature	80°C	80°C	80°C	100°C	100°C
	Automatic Temp. Compensation	<b>x</b>	✓	✓	✓	✓
	Conductivity	>100 µS/cm	>100 µS/cm	>100 µS/cm	>100 µS/cm	<300 µS/cm
	Junction	Single	Single	Double	Double	Double
	Life Expectancy (Application Dependent)	12-18 months	12-18 months	12-18 months	3 years	18 months
	Back / Front Thread	¾" NPT (Back only)	¾" NPT (Front and back)	¾" NPT (Front and back)	¾" NPT (Front and back)	¾" NPT (Front and back)

\*It is recommended that the probe be submerged on the end of a pole with the cable protected by running inside the pole.

## Mounting Options



Single Open Flow Cell  
PN:32100001



Double Open Flow Cell  
PN:32100002



Triple Open Flow Cell  
PN:32100007



Single Closed Flow Cell  
PN: 32100010



At Line Tee (Screw In)  
PN: 32100102



At Line Tee (Quick Connect)  
PN: 32100103



Welding Stub (screw in)  
PN:32100106

## Autoclean Options



Autoclean Insertion  
PN:36000031



Autoflush Cell  
PN: 36500001



Autoclean Immersion  
PN:36000030